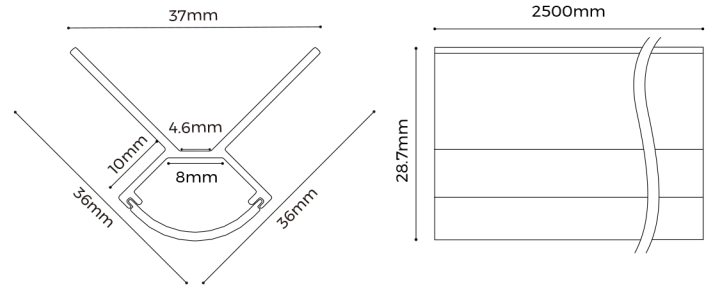


# LG3636 NEW

- Apply to outer corner of wall edges and integrated into the wall by embedded design
- Arc cover design, wider luminous surface
- AL6063-T5 aluminum profile with high-quality surface treatment
- Close-fitting design without screw, make installation more convenient



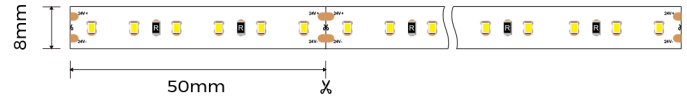
Basic Parameters	
Profile material	AL6063-T5
Surface processing	Anodizing
Diffuser material	PC
Transmittance	>70%



Profile Components	
Profile X1	L2500 X W36 X H36mm
Diffuser X1	L2500 X W18.9 X H6.5mm
End cap X2	EC-LG3636FXS L22.6 X W13.34 X H7mm
End cap with hole X2	EC-LG3636FXD L22.6 X W13.34 X H7mm

## Lighting Source

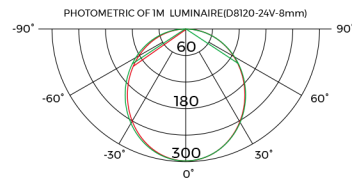
Flexible Strip <sup>①</sup>							
Model	CRI	Lumens <sup>②</sup>	Voltage	Typ.power	Size	LEDs/meter	Cutting unit
D8120-24V-8mm	>80 >95	1499LM/M 1143LM/M	24V	13.5W/M	5000x8x1.6mm	120LEDs	50mm/6LEDs
D6120-24V-8mm	>90	710LM/M	24V	8.6W/M	5000x8x1.2mm	120LEDs	50mm/6LEDs



## Installation Accessories

Screw	CL-01 M3.5 X 40mm
-------	----------------------

- ① Recommended light source, to ensure the best heat dissipation / lighting effect / life span.  
 ② The luminous flux is the testing result of 4000K product.



## Ordering Code

Category	Series	Section Size	Diffuser Shape	Diffuser Nature	Carrier Style	Profile Color	End Cap Style	Length	Package	Label Type						
ALS	Corner Lighting	LG 3636	Curve	C	D	No carrier	X	Silver	S	Holeless end cap	S	2500	COLORS Whole	B	COLORS	C
										Single end with hole	H				Customized	S
										Double end with hole	D					

Ordering profile components